


### RM2010CT-50R0GN-99-02 Features:

- Top Terminals w/ Isolated Backplane
- Solder Attachment
- Customer Defined Testing Available
- RoHS Compliant
- Tape & Reel or Waffle Pack Available (Standard is bulk)
- 2% Resistor Tolerance



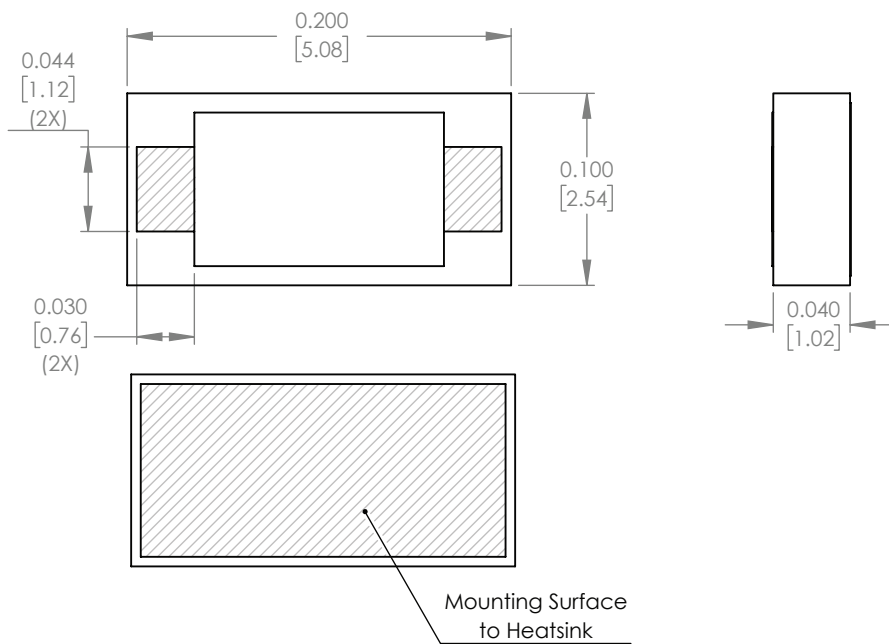
### RM2010CT-50R0GN-99-02 Parameters:

Resistance:	50Ω
Rated Power:	40W*
Construction:	Thick Film on BeO
Operating Temperature:	-55 to +150°C

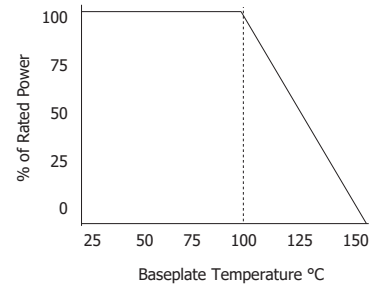
Actual Size

\* Rating based on ≤100°C constant baseplate temperature

### RM2010CT-50R0GN-99-02 Dimensions:



### RM2010CT-50R0GN-99-02 Power Derating Curve



Dimensions in inches [mm]  
Tolerance is ± 0.005 [0.127]  
unless otherwise stated

### Ordering Information:

RM	2010	CT	- 50R0	G	N	-	99	-02 UU
Prefix for Top Terminals w/ Isolated Backplane Configuration			Value Code 50R0 - 50Ω	Tolerance G - 2%	Normal Inspection Contact factory for additional options	Substrate 99 - 0.040" BeO	Assigned by Factory	Packaging Blank - Bulk TR - Tape and Reel WP - Waffle Pack
Size 2010								

### Terminal Metallization

CT - 100% Matte Tin over Nickel over Silver

RoHS	Magnetic	Solder	Epoxy	Wirebond
Yes	Yes	Yes	No	No

Barry Industries reserves the right to change part number and/or process without notification.

## RM2010CT-50R0GN-99-02 Reliability Specifications:

Parameter:	Test Condition:	Results:
Short Time Overload	Apply 1.1x Rated Power for 5 Seconds.	≤ 5.0% Resistance Shift
Rated Load Life	Apply 1/2 Power Under 40°C ±2°C 90 Minutes on/ 30 Minutes off. Repeat for 100 hours	≤ 5.0% Resistance Shift
Moisture Resistance	MIL-PRF-55342 para 4.8.9 95% RH, 25°C - 65°C	≤ 5.0% Resistance Shift
Resistance to Soldering Heat	MIL-STD-202 Method 210 and MIL-PRF-55342 Para 4.8.8.1	≤ 5.0% Resistance Shift
Resistance to Bonding Exposure	MIL-PRF-55342 Para 4.8.8.2	≤ 5.0% Resistance Shift
Solderability	MIL-PRF-55342 Para 4.8.12	>95% Covered
High Temperature Storage	125°C ±2°C for 500 Hours	1.) ≤ 5.0% Resistance Shift 2.) No Significant Abnormality (Visual)
Thermal Shock	-65°C to +150°C 30 Minutes Dwell, 5 Cycles	1.) ≤ 5.0% Resistance Shift 2.) No Significant Abnormality (Visual)

Barry Industries reserves the right to change part number and/or process without notification.